



WMDA GLOBAL TRENDS REPORT 2022

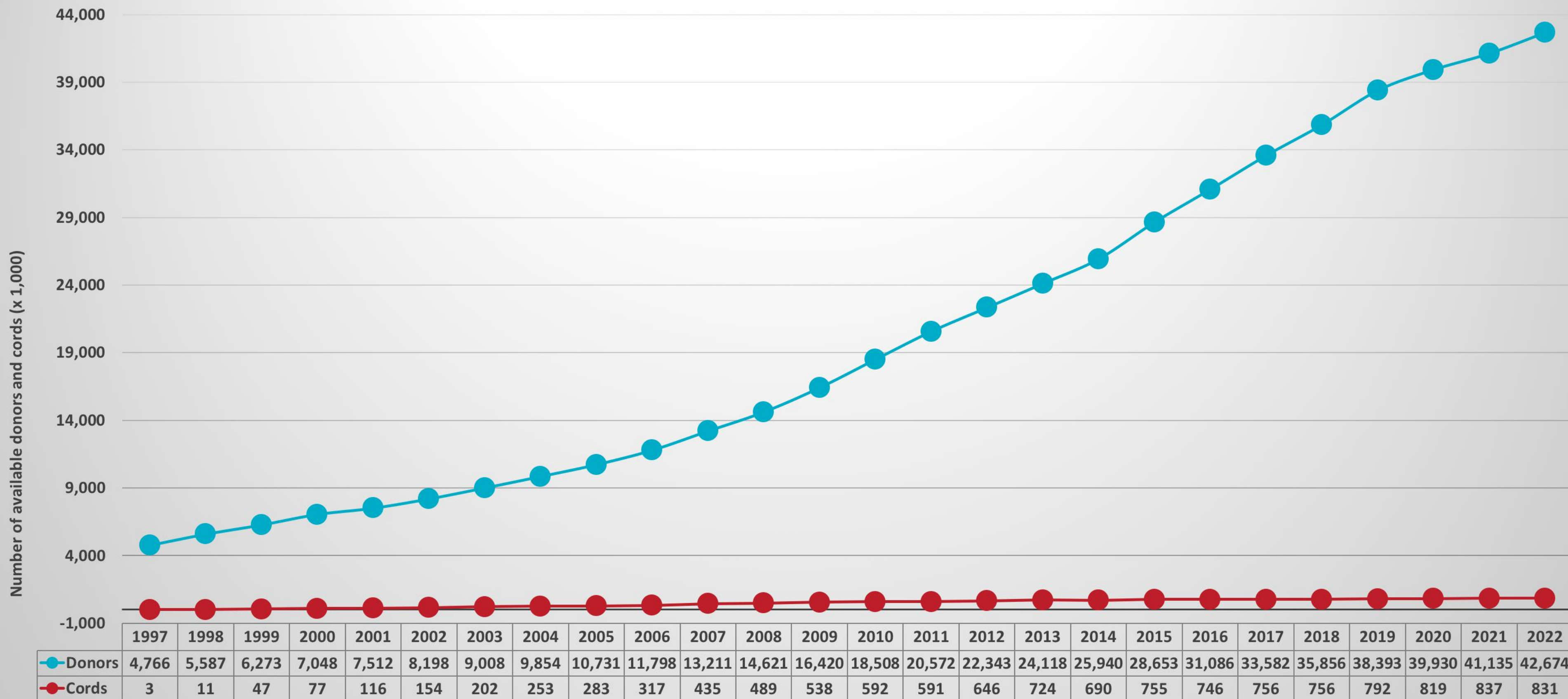
Summary slides

Thank you!

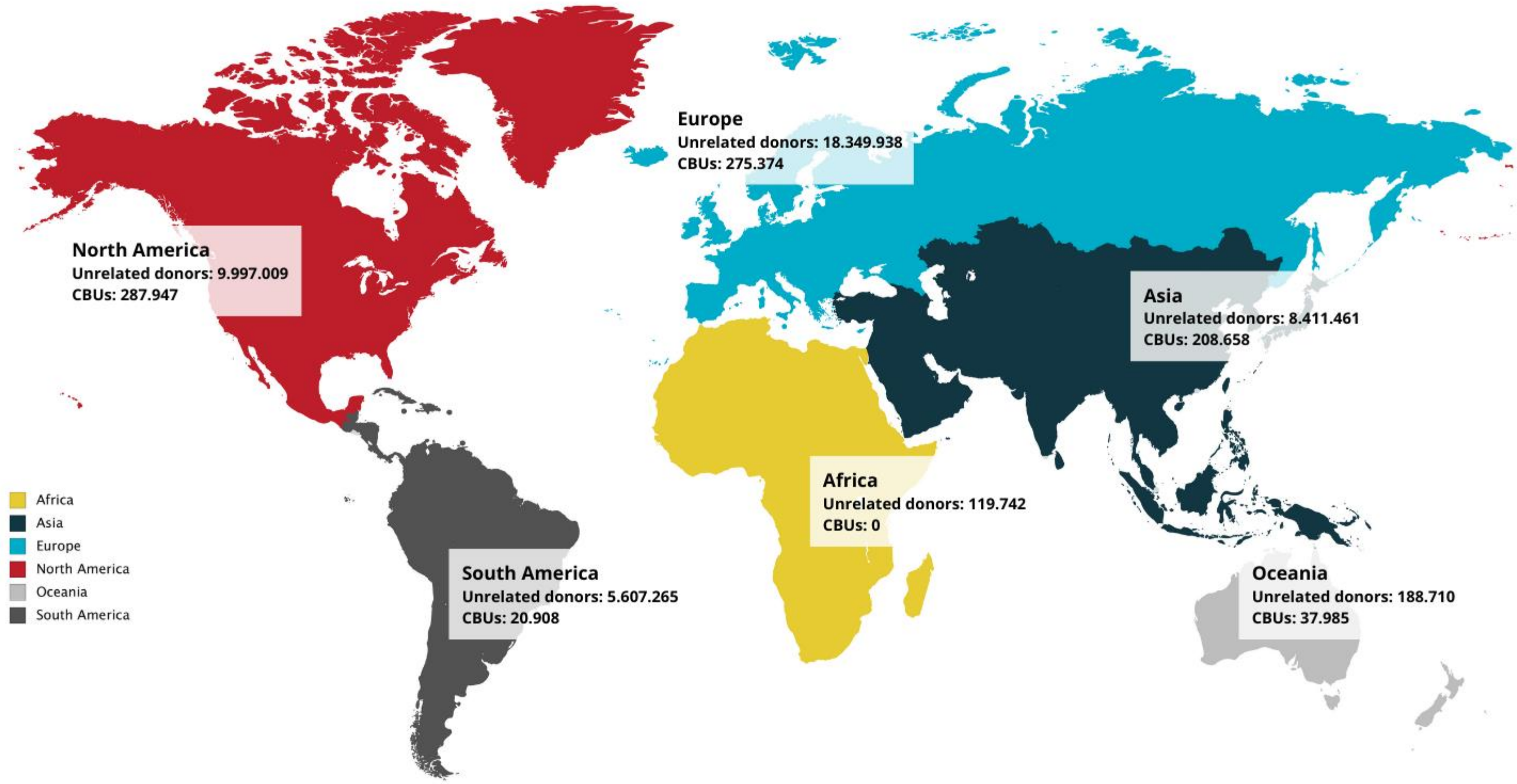
To all organisations that provided their data to WMDA and to our Global Trends Report supporter DKMS

DKMS  Stem Cell Bank

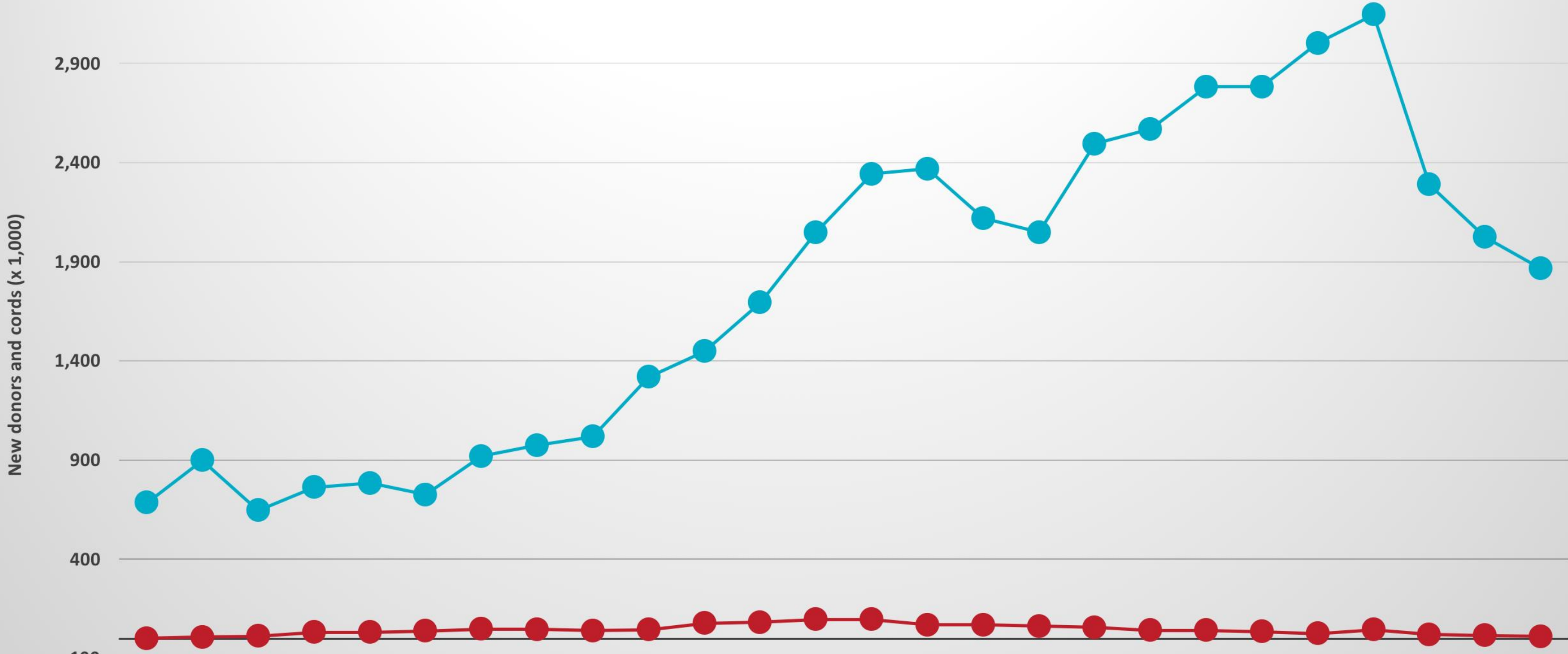
Number of unrelated blood stem cell donors and cord blood units available worldwide 1997–2022



Number of unrelated blood stem cell donors and cord blood units available worldwide 1997-2022

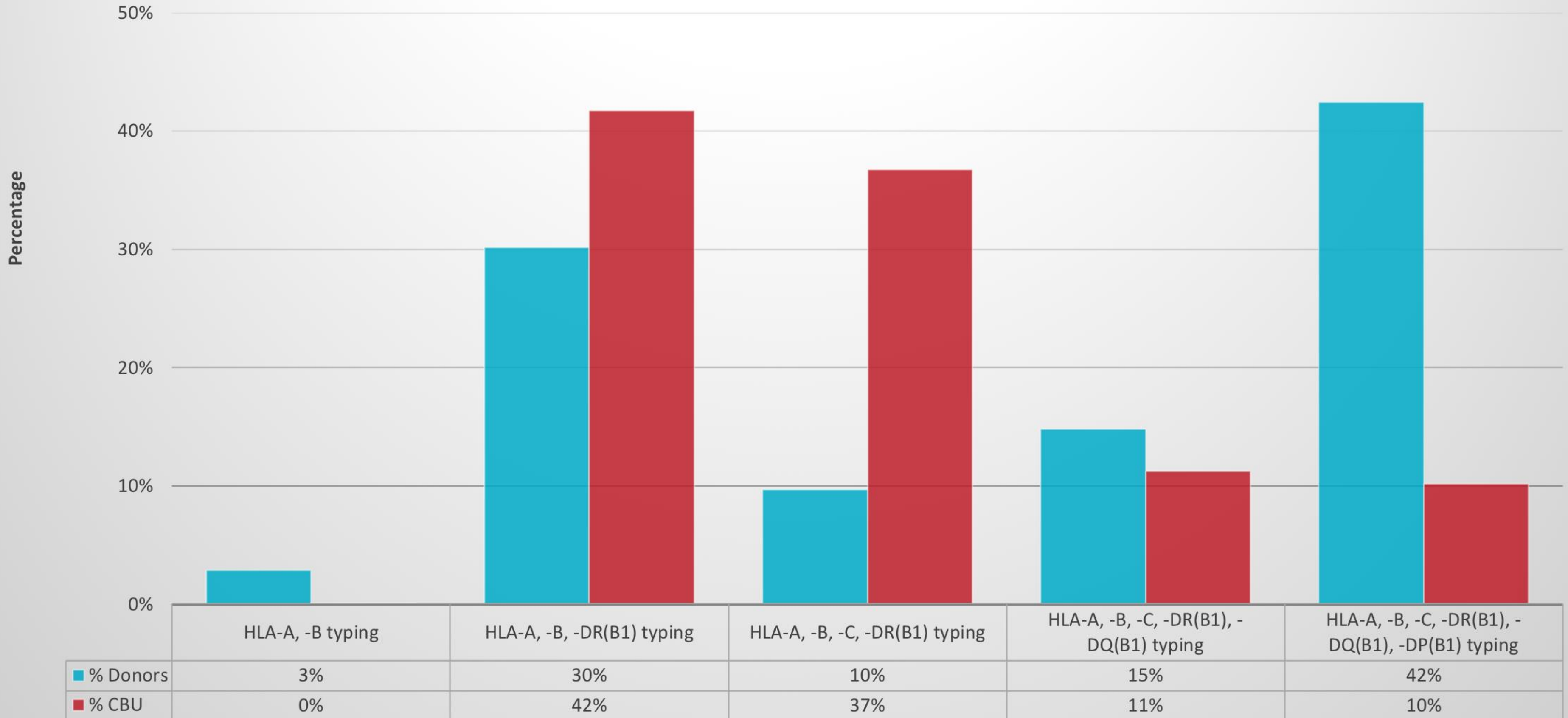


Number of new unrelated blood stem cell donors and cord blood units added worldwide 1997-2022



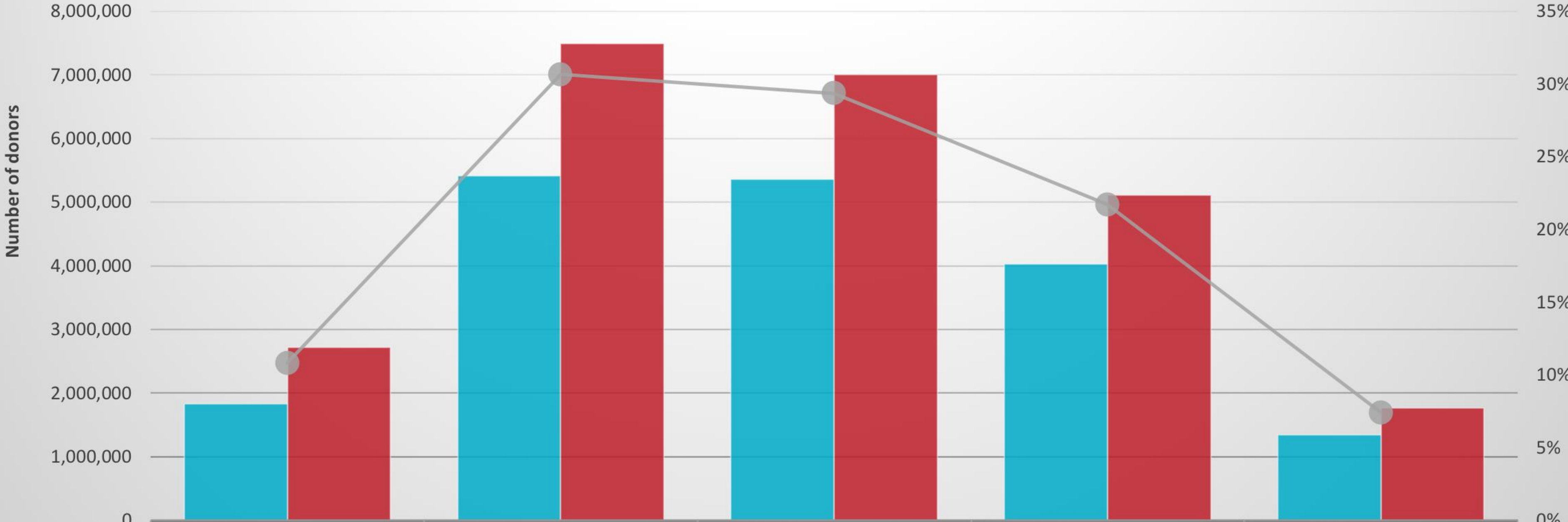
	1997	1998	1999	2000	2001	2002	2003	2004	2005	2006	2007	2008	2009	2010	2011	2012	2013	2014	2015	2016	2017	2018	2019	2020	2021	2022
Donors	685	898	647	763	783	725	919	974	1,018	1,319	1,449	1,694	2,048	2,342	2,369	2,119	2,048	2,495	2,569	2,783	2,783	3,002	3,146	2,289	2,024	1,866
CBUs	1	8	12	32	32	39	48	46	40	44	77	82	96	97	69	69	63	56	41	42	35	26	44	20	16	11

HLA typing of worldwide unrelated blood stem cells donors and cord blood units 2022



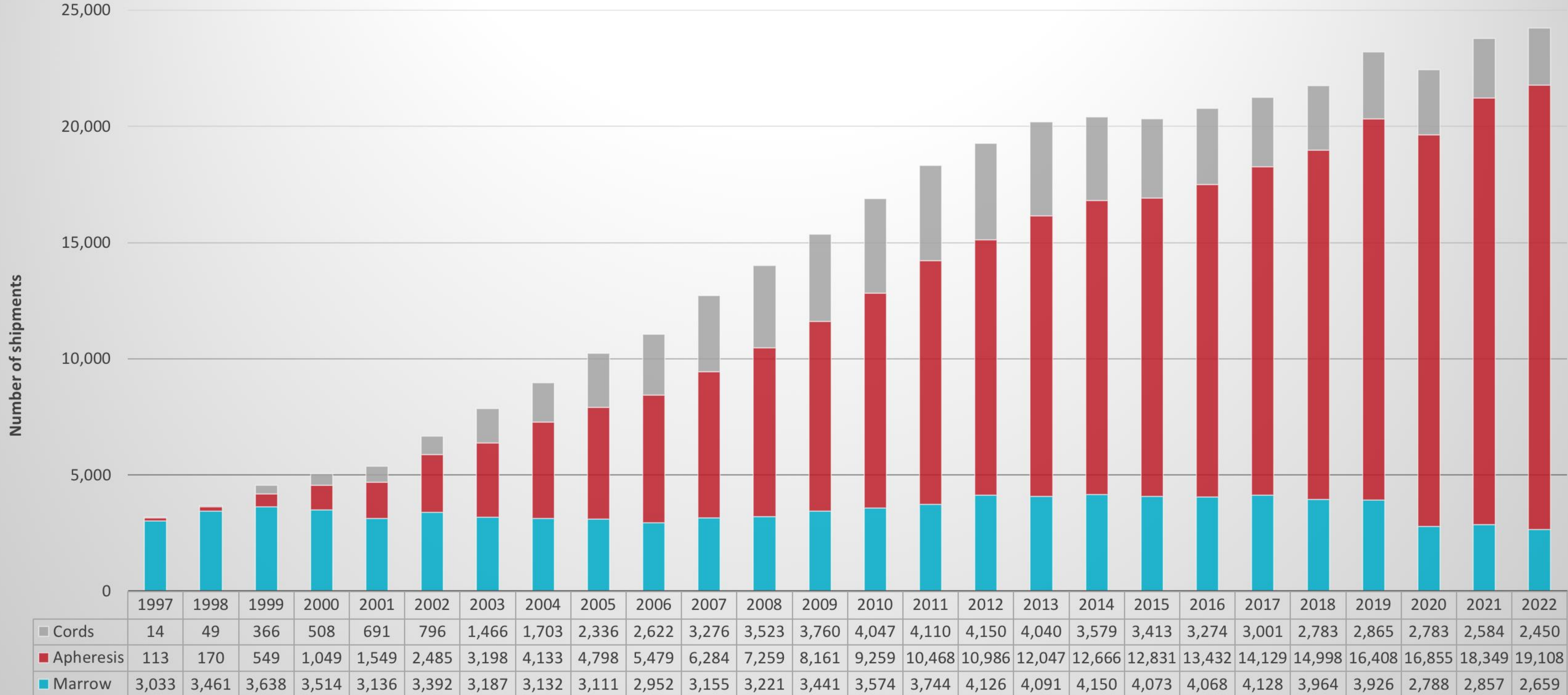
Age + gender of worldwide unrelated blood stem cells donors 2022

% of total in each age category

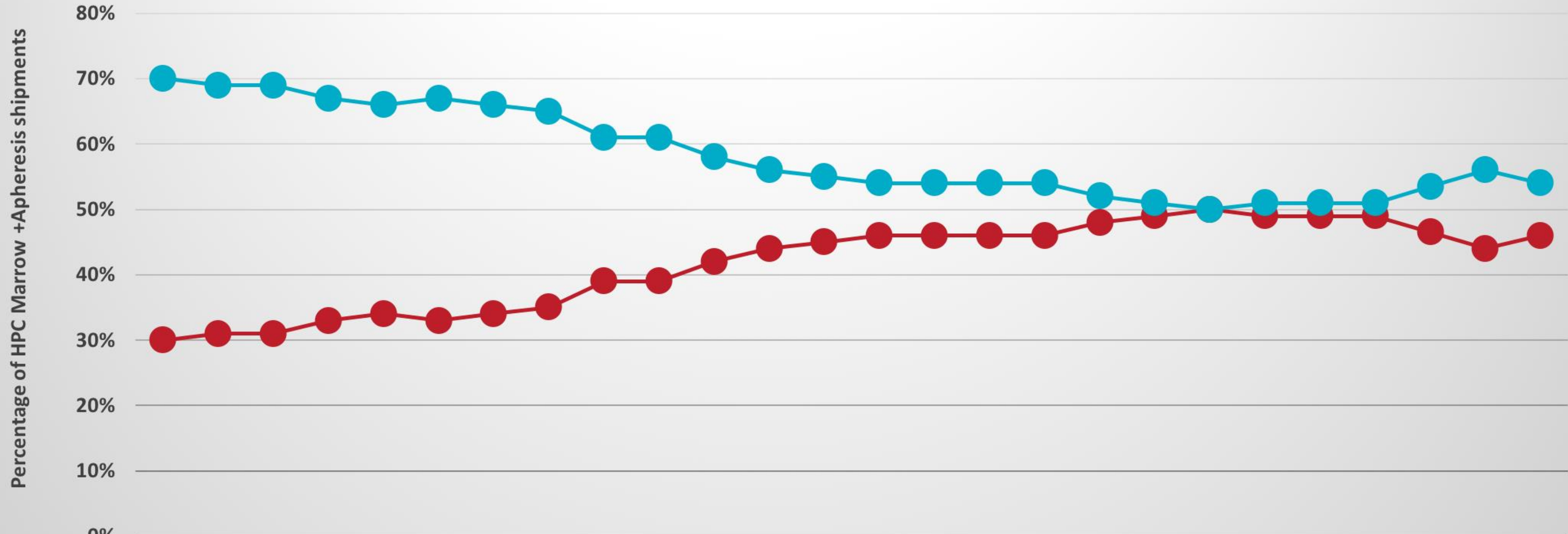


	18-25	26-35	36-45	46-55	> 55
Male	1,833,996	5,408,847	5,355,555	4,028,454	1,348,638
Female	2,716,999	7,493,747	6,999,890	5,107,193	1,770,899
% Age total	11%	31%	29%	22%	7%

Unrelated HPC marrow, HPC apheresis and HPC cords shipped worldwide 1997-2022

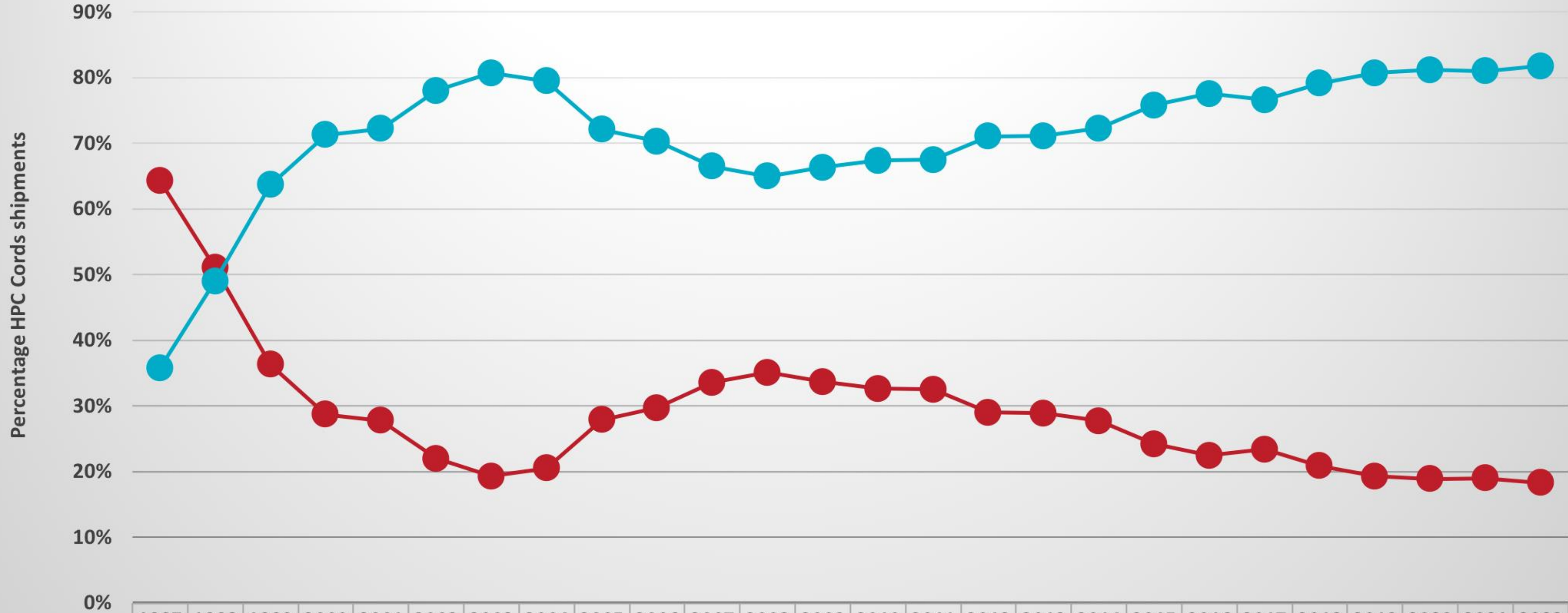


Percentage of HPC products (marrow/apheresis) provided worldwide for national and international patients 1997-2022



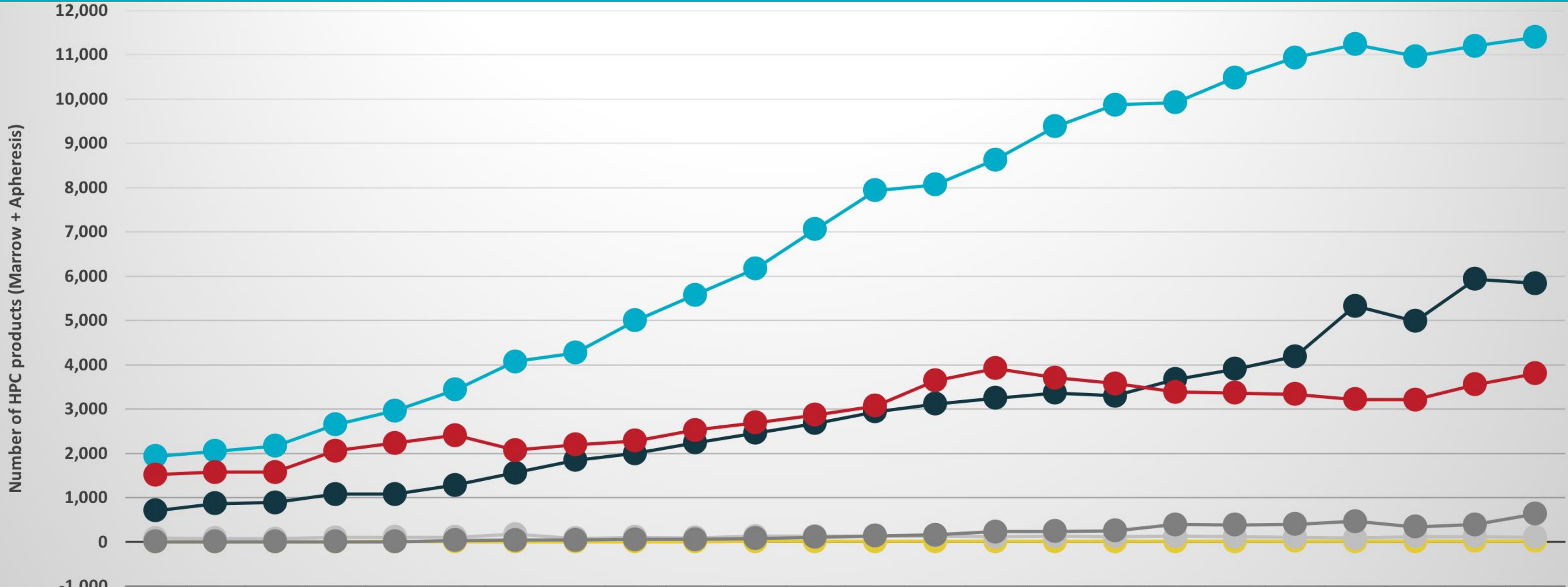
	1997	1998	1999	2000	2001	2002	2003	2004	2005	2006	2007	2008	2009	2010	2011	2012	2013	2014	2015	2016	2017	2018	2019	2020	2021	2022
International	30%	31%	31%	33%	34%	33%	34%	35%	39%	39%	42%	44%	45%	46%	46%	46%	46%	48%	49%	50%	49%	49%	49%	47%	44%	46%
National	70%	69%	69%	67%	66%	67%	66%	65%	61%	61%	58%	56%	55%	54%	54%	54%	54%	52%	51%	50%	51%	51%	51%	53%	56%	54%



Percentage of HPC products (cords) provided worldwide for national and international patients 1997–2022



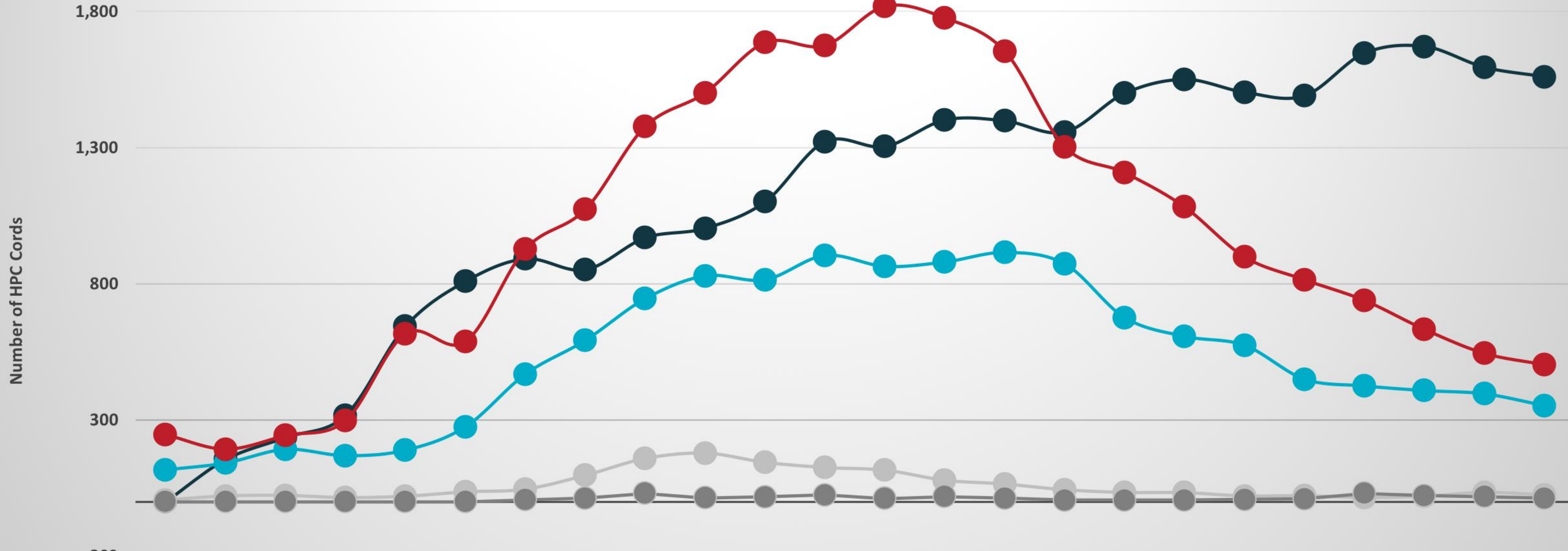
	1997	1998	1999	2000	2001	2002	2003	2004	2005	2006	2007	2008	2009	2010	2011	2012	2013	2014	2015	2016	2017	2018	2019	2020	2021	2022
International	64%	51%	36%	29%	28%	22%	19%	21%	28%	30%	34%	35%	34%	33%	33%	29%	29%	28%	24%	22%	23%	21%	19%	19%	19%	18%
National	36%	49%	64%	71%	72%	78%	81%	79%	72%	70%	66%	65%	66%	67%	67%	71%	71%	72%	76%	78%	77%	79%	81%	81%	81%	82%

Shipments of HPC products (marrow/apheresis) provided by continent 1999–2022



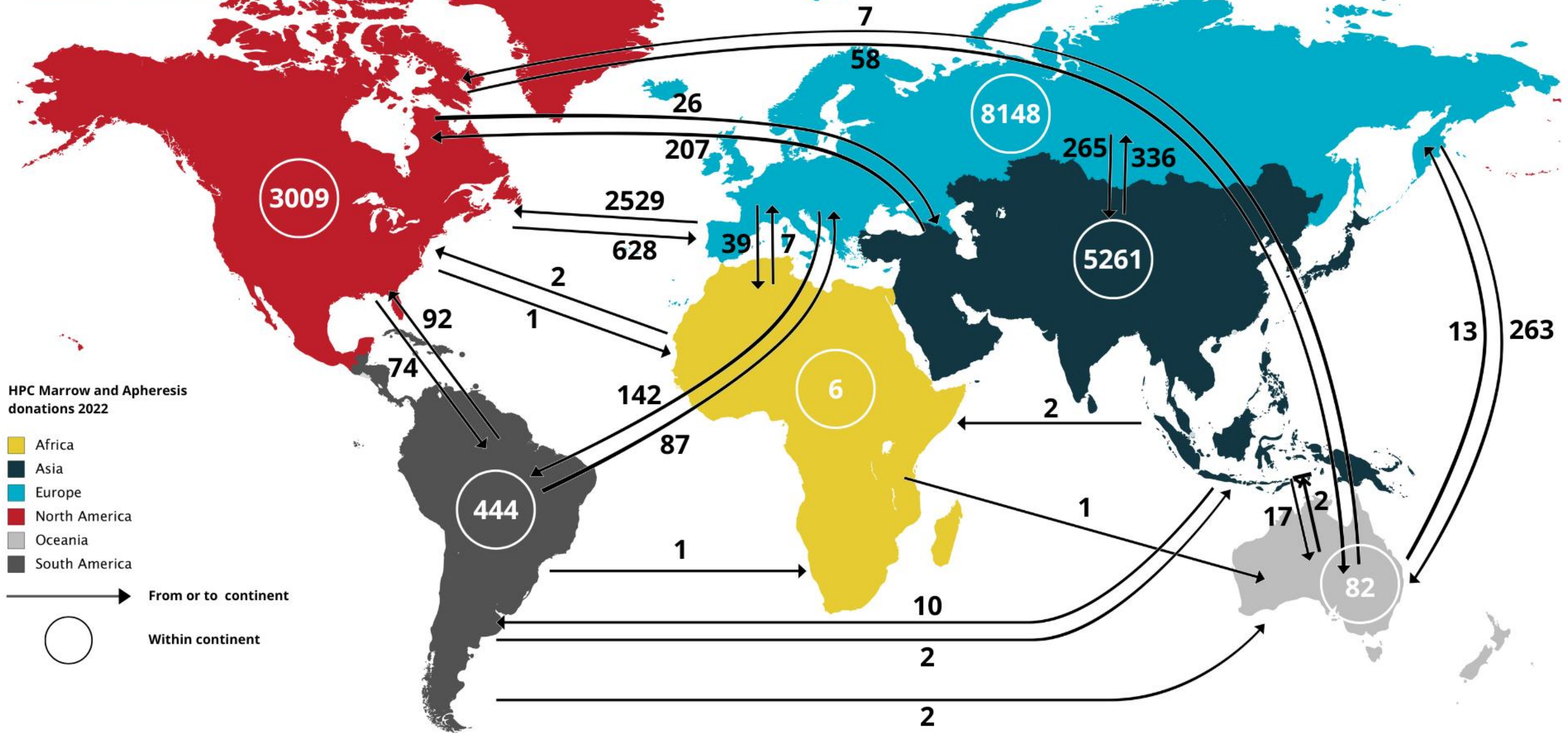
	1999	2000	2001	2002	2003	2004	2005	2006	2007	2008	2009	2010	2011	2012	2013	2014	2015	2016	2017	2018	2019	2020	2021	2022
 Africa	1	4	0	3	14	6	4	6	3	5	8	13	9	9	13	11	11	10	13	15	12	11	18	16
 Asia	701	867	884	1,079	1,074	1,280	1,558	1,846	1,996	2,236	2,457	2,672	2,940	3,116	3,242	3,362	3,294	3,670	3,903	4,184	5,327	4,982	5,931	5,833
 Europe	1,930	2,047	2,162	2,643	2,961	3,436	4,069	4,268	4,999	5,575	6,162	7,056	7,930	8,060	8,626	9,378	9,863	9,916	10,481	10,930	11,232	10,958	11,196	11,390
 North America	1,516	1,572	1,570	2,056	2,228	2,407	2,067	2,196	2,279	2,519	2,688	2,864	3,069	3,638	3,919	3,701	3,573	3,386	3,362	3,331	3,212	3,208	3,549	3,796
 Oceania	84	73	69	96	108	106	169	78	107	91	126	125	132	132	111	127	124	128	114	106	87	124	121	104
 South America	0	0	0	0	0	30	42	37	55	54	79	103	132	157	227	237	249	390	384	396	464	340	391	628

Shipments of HPC products (cord) provided by continent 1999–2022



	1999	2000	2001	2002	2003	2004	2005	2006	2007	2008	2009	2010	2011	2012	2013	2014	2015	2016	2017	2018	2019	2020	2021	2022
Asia	0	155	236	317	643	808	891	851	968	1,003	1,100	1,321	1,303	1,400	1,397	1,356	1,498	1,549	1,502	1,489	1,645	1,670	1,594	1,559
Europe	116	141	191	168	188	274	467	591	744	828	814	903	863	879	914	872	675	606	573	449	424	407	395	352
North America	245	192	242	297	616	586	926	1,072	1,376	1,500	1,685	1,674	1,818	1,775	1,653	1,302	1,207	1,081	898	814	738	632	544	502
Oceania	5	20	22	14	19	35	45	96	158	178	144	125	115	78	64	43	33	32	20	21	14	19	33	24
South America	0	0	0	0	0	0	7	12	30	14	17	24	11	18	12	6	5	6	8	10	30	22	18	13

Global exchange of HPC products (marrow/apheresis) 2022



Global exchange of HPC products (cord) 2022

